



ALTERNATING PRESSURE PUMP AND MATTRESS USER MANUAL

INTENDED USE







The Protekt Aire 4000 pump and mattress are intended to reduce the incidence of pressure ulcers while optimizing patient comfort. It also provides the following:

-  Individual home care setting and long-term care
-  Pain management as prescribed by a physician

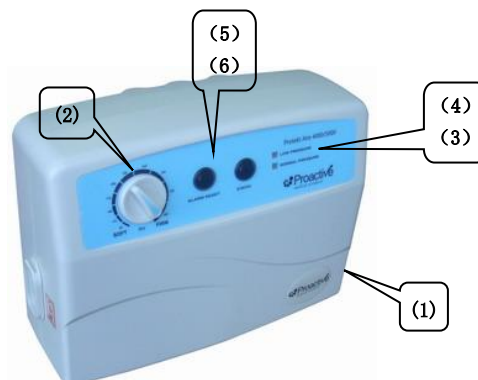
PRODUCT FUNCTIONS

Pump

The functions of the Protekt Aire 4000 pump are described below. Please refer to the figures of the Protekt Aire 4000 pump.

-  Power Switch(1)
 - The switch is at the right side of the pump.
 - Turn ON/OFF the power, the pump will start/stop operation.
-  Pressure adjust knob(2)
 - Turn the soft/firm knob to set a comfortable pressure level.
-  Normal Pressure Indicator(3)
 - A visible indicator (green) tells the pressure has reached a preset or user-defined level.
-  Low Pressure Indicator(4)
 - A visible indicator (yellow or red) warns the pressure is below a preset or user-defined level.
-  Alarm Reset(5)
 - The audible/visible alarm turns on when the pressure is low.
 - To mute the audible alarm, press the reset button. The visible alarm indicator will flash.
 - Re-press the reset button to reactivate the alarm.
-  Static Control(6)
 - Press to set the air mattress either in static mode.

1. Power switch
2. Pressure adjust knob
3. Normal Pressure Indicator
4. Low Pressure Indicator
5. Alarm Reset
6. Static Control





270 Washington Street, Mount Vernon, New York 10553

Tel: 845-205-6004 Fax: 845-205-6005

www.proactivemedical.com











855-BE-PROACTIVE (855-237-7622)

Mattress

The Protekt Aire 4000 pump comes with cell type mattress of different materials (Nylon PVC, Nylon TPU or PU), provided optionally with the pump.





Please refer to the specifications section for details.

OPERATING INSTRUCTIONS

-  Place pump on horizontal surface or hang it by means of the hook.
-  Open mattress on the bed. Secure it with end flaps or straps. Air tubes must be at foot end of bed.
-  Connect air feed tubes to air outlet on the mattress and pump, ensuring that the tubes are not kinked or twisted. Allow space for bed rails to drop freely.
-  Turn on the pump power. The indicator of the power switch will come on. The pump starts to pump air into the mattress.
-  The Low Pressure indicator (yellow or red) will come on as inflation undergoes.
-  The Low Pressure indicator is activated to alert that pressure is low. Audible alarm will be activated when the pressure is still low after about 60 minutes.
-  For first inflation, we recommend that you press both the Alarm Reset and Static button to enter a quick and silent operation.
-  When the pressure reaches the preset level within approximately 30 minutes, the Normal Pressure indicator will come on, and the Low Pressure indicator will turn off.
-  Turn the Pressure Adjust Knob to set a comfortable pressure level from soft to firm.
-  Press the Static button to set it in static mode, and the Static indicator will come on. The static mode will be started within approximately 6 minutes. Press the Static button again to switch back to alternating mode.

Note! In static mode, the mattress provides a firm surface that makes it easier for the patient to transfer or reposition. The static mode prevents the patient from bottoming out when in a sitting position.

ENVIRONMENT REQUIREMENTS

-  Operation Temperature: 50°F~95°F (10°C~35°C)
-  Storage Temperature: 5°F~122°F (-15°C~50°C)
-  Operation Humidity: 20%~80% non-condensing
-  Storage Humidity: 10%~90% non-condensing



270 Washington Street, Mount Vernon, New York 10553

Tel: 845-205-6004 Fax: 845-205-6005

www.proactivemedical.com

855-BE-PROACTIVE (855-237-7622)

CLEANING GUIDELINES

- ✚ Can be cleaned by disinfectant solution
- ✚ Do not immerse the pump in water
- ✚ Do not heat or steam in autoclave
- ✚ The mattress and cover are aerated until they are fully dry

TECHNICAL SPECIFICATIONS

Pump	Mattress
Item: Protekt Aire 4000	Item: Protekt Aire 4000
Power supply: 110V/60Hz, 1A	Size: 200cm(L) x 88cm(W) x 20cm(H)
Air output: ≥7 liter/min.	Top cover: Quilted cover with zipper
Pressure range: 30mmHg – 80mmHg	Air cells: Nylon/PVC
Cycle time: 10 min.	Base: Nylon / PVC with non skid bottom
Static Mode	20 air cells
Alarm Reset Mode	CPR valve for emergency procedures
With normal / low pressure light	Pillow function
Size: 28cm(L) x 20cm(W) x 10cm(H)	With low air loss
Weight: 2.2 kg	Quick connectors

WARRANTY: 1 year for pump